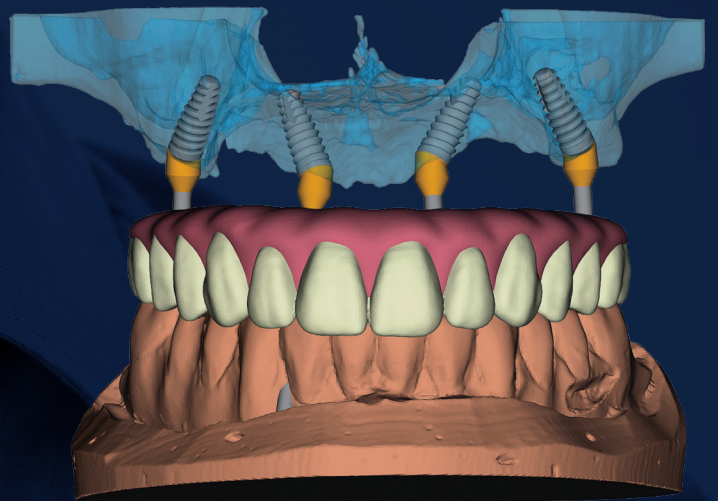




NDX[®]  NATIONAL
DENTEX LABS

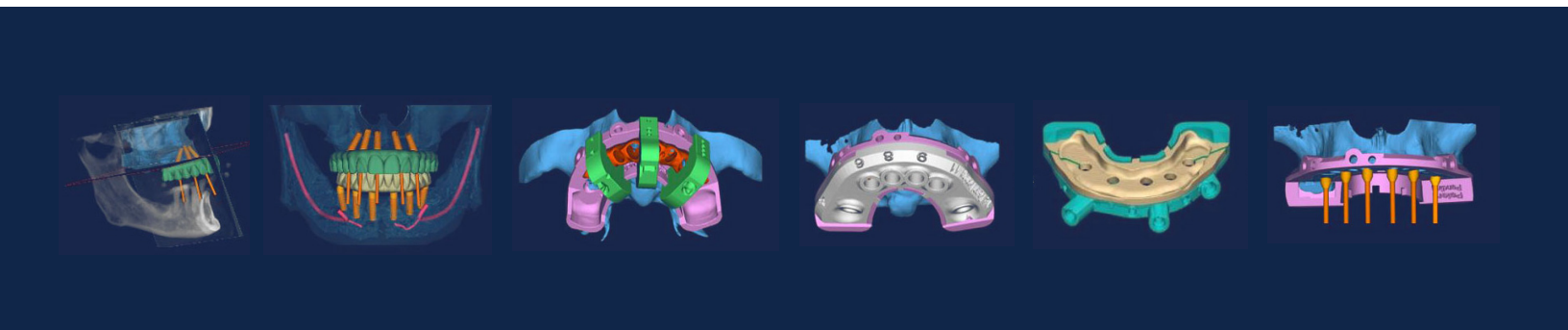
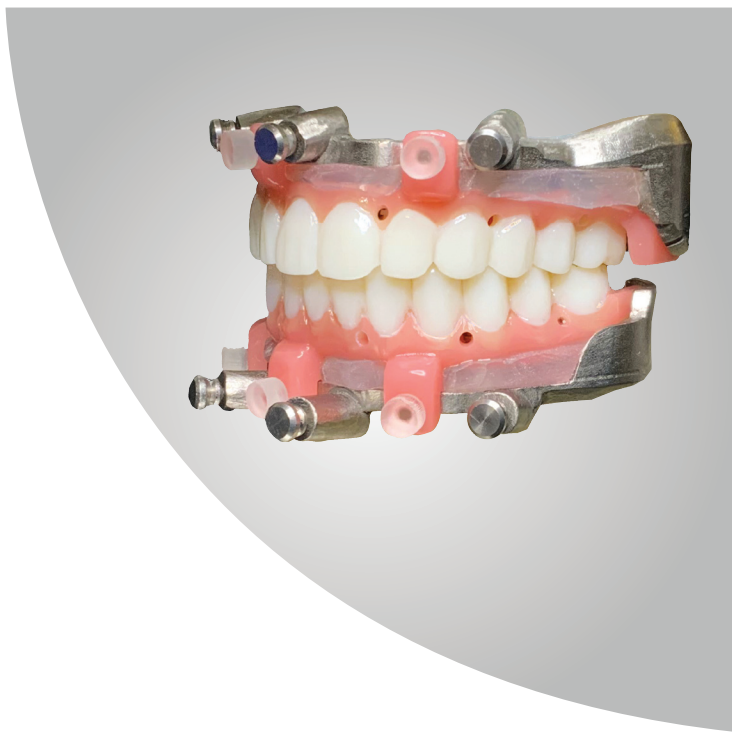
nSequence[®] Guided Prosthetics[®]

A Digital Approach to
Full Arch Restorations



A Winning Proposition for Today's Progressive Practices

- » Utilize the most predictable surgical and restorative protocols by merging digital and analog technology.
- » Increase referrals for full arch cases by streamlining and simplifying the restorative process.
- » Bring greater patient satisfaction with fewer appointments and beautiful, aesthetic and functional outcomes.



Many patients are looking for a fast, customizable solution to replace their missing teeth. They want to live life with a smile, eating the foods that they enjoy, while feeling better about themselves.

The nSequence® 3D guided surgical and restorative workflow for immediate loading of a single or double arch is unique in that it is comprehensive in its scope and provides the implanting surgeon with everything needed (excluding the implants and/or drilling kits and prosthetic tooling) to complete the procedure predictably, safer and in less time.

- » Pre-planning between the Surgeon, Restorative Dentist and Laboratory Surgical Planner helps to ensure optimal results, with everyone signing off on the case.
- » Experienced technicians digitally design the case using special software at the NDX nSequence Laboratory in Reno, Nevada.
- » A comprehensive kit that includes a detailed surgical report, stackable surgical and restorative guides, customized implant components and two Lucitone® Long Term Provisionals is sent prior to the day of surgery.
- » This patented approach allows for more predictable surgeries and fewer restorative appointments, while minimizing guesswork and reducing stress on the entire implant team.

Full Arch Rehabilitation with nSequence®

FIRST CLINICAL APPOINTMENT – Records

- » Patient qualification and acceptance of treatment
- » Digital and/or Analog Impressions – upper and lower full arch
- » Bite registration at desired VDO and occlusion
- » CT Scan with bite and radiographic markers as needed
- » Photographs of patient – Series of frontal and profile photos
- » Submission of records and Rx form to NDX nSequence

WORKFLOW BEFORE NEXT CLINICAL APPOINTMENT – Design and Fabrication

Online Meeting with NDX nSequence Designer

Once all of the records have been received at the NDX nSequence Laboratory and have been verified for quality, a scheduler will contact the respective restorative and surgical offices to set up an online meeting appointment.

Patient is Scheduled for Surgery

Once the doctor(s) signs off on the case planning at the online meeting, the nSequence Guided Prosthetics Kit® will arrive at the designated office in 10-11 business days.

Schedule Virtual Dry Model Surgery Review

Optional Step Strongly Recommended for All First-time Users

With the nSequence case in hand, an nSequence Specialist will virtually walk the doctor(s) and any team members through their case, step-by-step, prior to the patient's surgical appointment. There is no charge for this service.

SECOND CLINICAL APPOINTMENT – Day of Surgery

- » Surgery
- » Pick-up Two Long Term Provisionals
- » Delivery of Long Term Provisional
- » The completed duplicate Long Term Provisional with prosthetic screws and Multi-unit Abutment Analogs are sent to the restorative doctor (if surgical clinician is different than the restorative clinician) and held until the first restorative appointment for fabrication of the Definitive Prosthesis.

Post Integration Fabrication of a Definitive Restoration

THIRD CLINICAL APPOINTMENT – Final Impressions and Bite Registration

For all Types of Definitive Restorations

- » Take a final impression and bite registration with the existing Long Term Provisional and take a new impression of opposing dentition.
- » Deliver the duplicate Long Term Provisional and make any occlusal adjustments as needed.
- » Send the following to a participating NDX laboratory for fabrication of the Definitive Prosthesis*:
 - » Existing Long Term Provisional with the final impression
 - » Prosthetic screws
 - » New bite registration, new opposing impression or model
 - » Multi-unit Abutment Analogs and an updated Rx form with any desired changes

FOURTH CLINICAL APPOINTMENT – Try-in

1. Remove the Long Term Provisional, seat the new try-in and verify that the try-in meets the clinician's and patient's expectations.
2. Note any desired changes on the Rx form, include any photos and return the try-in to a participating NDX laboratory for fabrication of the Definitive Prosthesis.*

FIFTH CLINICAL APPOINTMENT – Deliver Definitive Prosthesis

1. Remove the Long Term Provisional.
2. Deliver the Definitive Prosthesis.
3. Review home care with the patient and set up the first hygiene recall appointment.

*List of participating NDX laboratories is subject to change. Please contact your nSequence Sales Specialist for assistance.

Visit nsequence.com/contact-us to contact an nSequence Sales Specialist.

Differentiate Your Practice by Offering a New Smile in One Day!

With the nSequence® 3D guided surgical and restorative workflow for immediate loading of a single or double arch, you are able to grow your practice by offering your patients the best standard of care. Give them the beautiful smile that they desire.

Commonly Completed in Five Primary Clinical Appointments

1

FIRST CLINICAL APPOINTMENT
Records

2

SECOND CLINICAL APPOINTMENT
Surgery-Deliver Provisional

3

THIRD CLINICAL APPOINTMENT
Final Impression and Bite Registration

4

FOURTH CLINICAL APPOINTMENT
Try-in

5

FIFTH CLINICAL APPOINTMENT
Delivery of Definitive Prosthesis



**Give your patients what they want with
predictable, more accurate immediate
loading procedures with nSequence.®**

To begin your first NDX nSequence case, please contact
us at 888.809.2777 or visit us at www.nsequence.com.

NDX nSequence | 6980 Sierra Ctr. Pkwy., Ste. 100 | Reno, NV 89511

Unless otherwise indicated, as referenced herein, all trademarks are the property of National Dentex, LLC.
Crystal Ultra is a registered trademark of Digital Dental. Lucitone is a registered trademark of Dentsply Sirona Inc.

MKT0088.RevC 09/23 ©2023 National Dentex, LLC. All Rights Reserved.